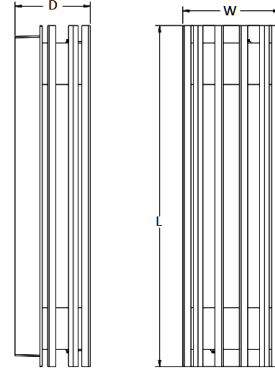




DIMENSIONS:

20"(L) x 5"(W) x 4.3"(D)



- CRE-05-30K-BR
- CRE-05-40K-BR
- CRE-05-50K-BR
- CRE-05-30K-SIL
- CRE-05-40K-SIL
- CRE-05-50K-SIL

MODEL	WATTS	VOLTAGE	LUMENS	COLOR TEMP
CRE-05-30K-BR	10W(2.5W X 4)	100~277ACV	900LM	3000K
CRE-05-40K-BR	10W(2.5W X 4)	100~277ACV	900LM	4000K
CRE-05-50K-BR	10W(2.5W X 4)	100~277ACV	900LM	5000k
CRE-05-30K-SIL	10W(2.5W X 4)	100~277ACV	900LM	3000K
CRE-05-40K-SIL	10W(2.5W X 4)	100~277ACV	900LM	4000K
CRE-05-50K-SIL	10W(2.5W X 4)	100~277ACV	900LM	5000k

CREST BY WESTGATE LED WALL SCONCES

Ideal for general site lighting, residential houses, doorway.

ELECTRICAL SPECIFICATIONS:

- Voltage: 100~277ACV
- Wattage: 10W(2.5W X 4)
- Power Factor: 0.95
- Efficacy: 90LM/W

HOUSING SPECIFICATIONS:

- Patent-Pending design with separate light engine (base) and interchangeable designer trims expand the series to multiple color temperatures and models.
- Series can be stocked as separate engines and trims to offer a versatile collection at the store level
- Die-cast Aluminum weatherproof housing, steel backplate, Aluminum Trim (Dark Bronze or Silver)
- Operating temperature: -40°F to 105°F
- Lifespan: 50,000 hr.
- IP Rating: IP65, Suitable for wet locations

LIGHTING SPECIFICATIONS:

- LED: Philips Lumileds LEDs
- Total lumens: 900LM
- Color temperature: 3000K/4000k/5000k
- Color rendering index: >70

WARRANTY: 7 years

CERTIFICATIONS:

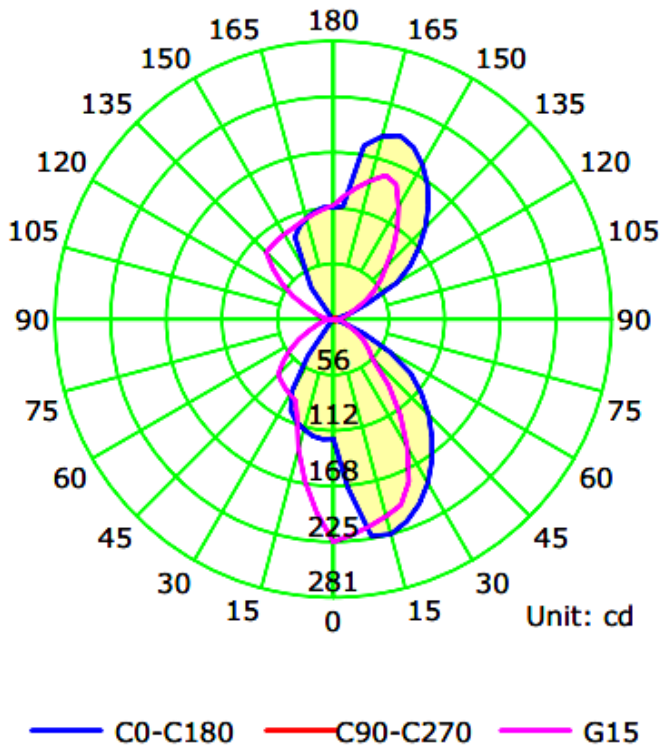


CRE-05-30K-BR **CRE-05-30K-SIL**
CRE-05-40K-BR **CRE-05-40K-SIL**
CRE-05-50K-BR **CRE-05-50K-SIL**

CREST BY WESTGATE LED WALL SCONCES

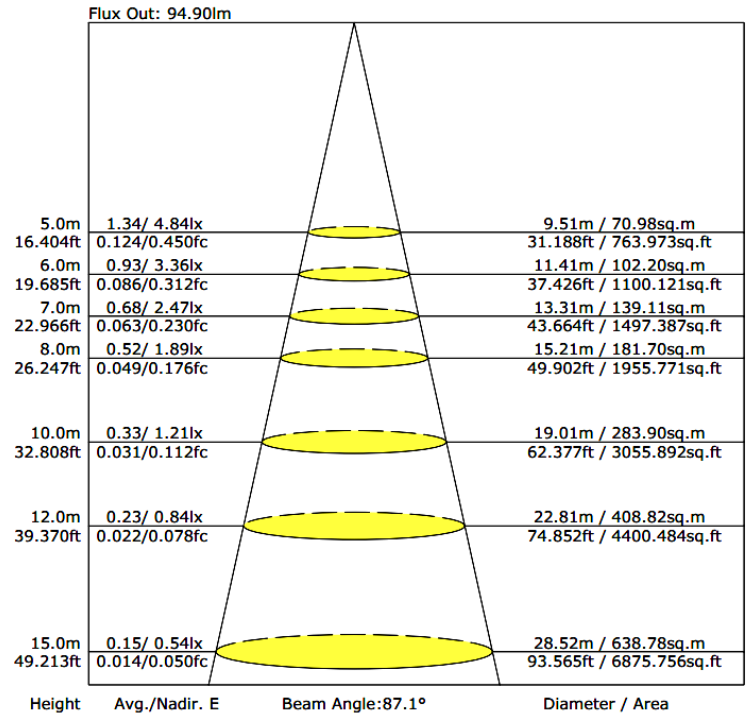
PHOTOMETRICS CHART :

Luminous Intensity Distribution Curve



MODEL	WATTS	VOLTAGE	LUMENS	COLOR TEMP
CRE-05-30K-BR	10W(2.5W X 4)	100~277ACV	900LM	3000K
CRE-05-40K-BR	10W(2.5W X 4)	100~277ACV	900LM	4000K
CRE-05-50K-BR	10W(2.5W X 4)	100~277ACV	900LM	5000k
CRE-05-30K-SIL	10W(2.5W X 4)	100~277ACV	900LM	3000K
CRE-05-40K-SIL	10W(2.5W X 4)	100~277ACV	900LM	4000K
CRE-05-50K-SIL	10W(2.5W X 4)	100~277ACV	900LM	5000k

The Average Illuminance Effective Figure



CREST BY WESTGATE LED WALL SCONCES

OPTIONAL TRIMS:

02 APERTURE



BRONZE

SILVER

03 GRASP



BRONZE

SILVER

01 LUNETTE



BRONZE

SILVER

04 CURVE



BRONZE

SILVER

05 PEN



BRONZE

SILVER

06 STILL



BRONZE

SILVER

07 PASSAGE



BRONZE

SILVER

Sample Ordering: CRE-03-30K-BR

Cat. No. Trim Color Temp. Finish

CATAOLO NO.	TRIM		COLOR TEMPERATURE		FINISH	
	CODE	DESCRIPTION	CODE	DESCRIPTION	CODE	DESCRIPTION
CRE	01	Lunette	30K	3000K	BR	Bronze
	02	Aperture	40K	4000K	SIL	Silver
	03	Grasp	50K	5000K		
	04	Curve				
	05	Pen				
	06	Still				
	07	Passage				
	08	Crush				

